

Nikko AM NZ Investment Scheme

NIKKO AM NZ CORPORATE BOND FUND

Fund Update



What is the purpose of this update?

This document tells you how the Nikko AM NZ Corporate Bond Fund has performed and what fees were charged. The document will help you to compare the fund with other funds. Nikko AM NZ prepared this update in accordance with the Financial Markets Conduct Act 2013. This information is not audited and may be updated.

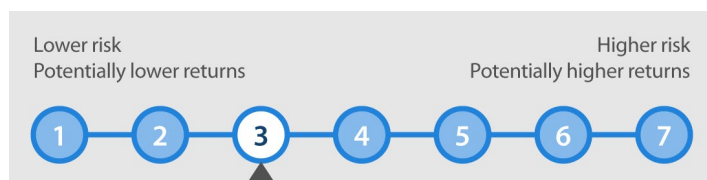
Description of this fund

The Fund aims to outperform the Bloomberg NZBond Credit 0+ Year Index by 0.70% p.a. over a rolling three year period before fees, expenses and taxes. The fund aims to provide investors with regular income by constructing an actively managed investment portfolio of New Zealand bonds, deposits and cash whilst preserving the capital value.

Total value of the fund	\$434,419,159
The date the fund started	13 July 2009

What are the risks of investing?

Risk indicator for Nikko AM NZ Corporate Bond Fund:



The risk indicator is rated from 1 (low) to 7 (high). The rating reflects how much the value of the fund's assets goes up and down. A higher risk generally means higher potential returns over time, but more ups and downs along the way.

To help you clarify your own attitude to risk, you can seek financial advice or work out your risk profile at www.sorted.org.nz/tools/investor-kickstarter.

Note that even the lowest category does not mean a risk-free investment, and there are other risks that are not captured by this rating. This risk indicator is not a guarantee of a fund's future performance.

The risk indicator is based on the returns data for the five year period to September 2022. While risk indicators are usually relatively stable, they do shift from time to time. The risk indicator will continue to be updated in future fund updates.

See the product disclosure statement (PDS) for more information about the risks associated with investing in this fund.

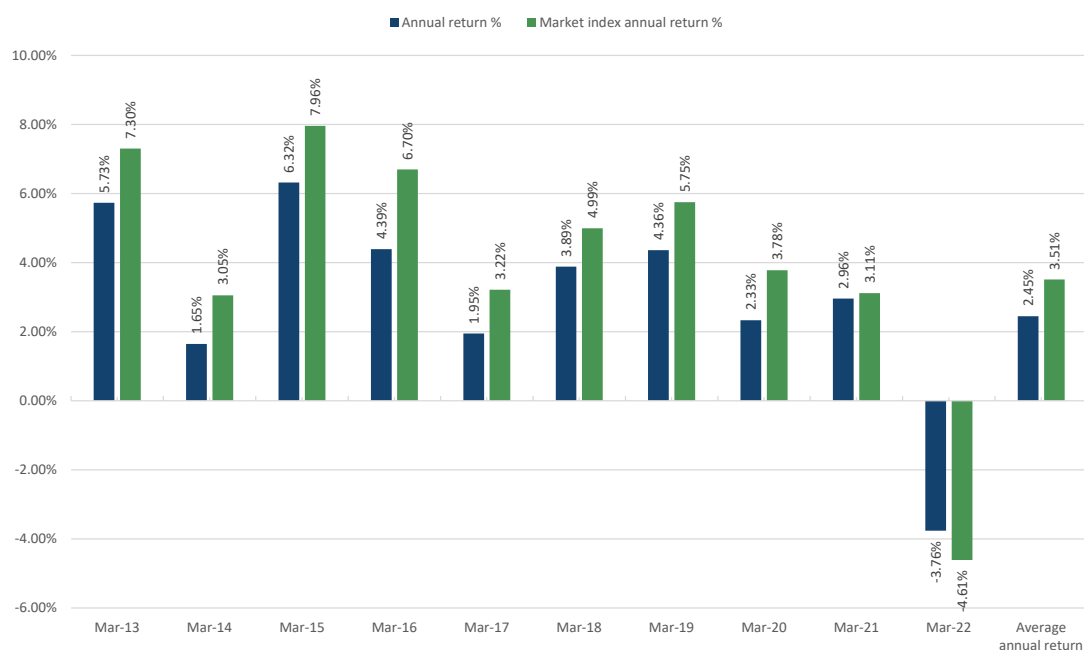
How has the fund performed?

	Average over past 5 years	Past year
Annual return <i>(after deductions for charges and tax)</i>	1.18%	-4.52%
Annual return <i>(after deductions for charges but before tax)</i>	1.63%	-6.22%
Market index annual return <i>(reflects no deduction for charges and tax)</i>	1.66%	-5.25%

The market index on which the annual return is based is the Bloomberg NZBond Credit 0+ Year Index.

Additional information about the market index is available on the offer register at <https://disclose-register.companiesoffice.govt.nz/>.

Annual return graph¹



This shows the return after fund charges and tax for each of the last 10 years ending 31 March. The last bar shows the average annual return for the last 10 years, up to 30 September 2022.

Important: This does not tell you how the fund will perform in the future.

Returns in this update are after tax at the highest prescribed investor rate (PIR) of tax for an individual New Zealand resident. Your tax may be lower.

What fees are investors charged?

Investors in the Nikko AM NZ Corporate Bond Fund are charged fund charges. In the year to 31 March 2022, these were (inclusive of GST where applicable):

	% of net asset value
Total fund charges	0.70%
Which are made up of:	
Total management and administration charges	0.70%
Including:	
Manager’s basic fee	0.70%
Other management and administration charges	0.00%
Total performance-based fees	0.00%

Investors may also be charged individual action fees for specific actions or decisions (for example, for withdrawing from or switching funds).

See the Nikko AM Cash and Fixed Interest Funds PDS for more information about fees.

Example of how this applies to an investor

Small differences in fees and charges can have a big impact on your investment over the long term.

Simon had \$10,000 in the fund at the start of the year and did not make any further contributions. At the end of the year, Simon incurred a loss after fund charges were deducted of \$622 (that is -6.22% of his initial \$10,000). Simon also paid no other charges. This gives Simon a total loss after tax of \$452 for the year.²

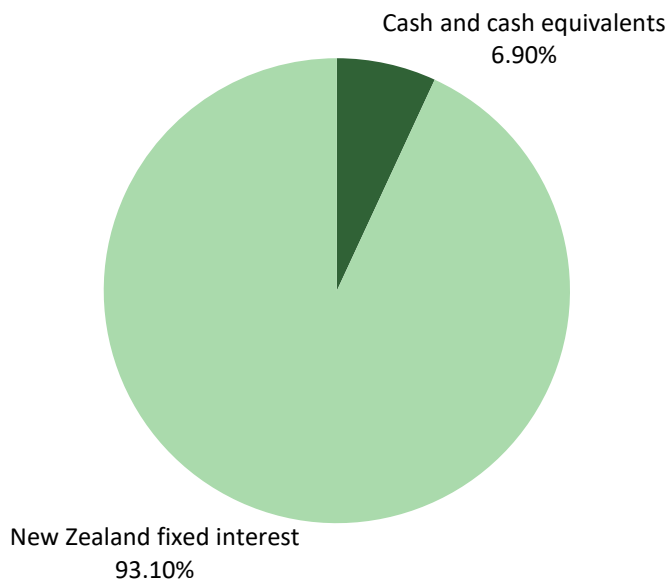
What does the fund invest in?

This shows the types of assets that the fund invests in.

Actual investment mix

Target investment mix³

New Zealand fixed interest	100%
----------------------------	------



Top 10 investments

	Name	Type	Country	Credit rating (if debt securities)	Percentage of fund's net asset value
1	Westpac NZ 1.439% 02/24/26	New Zealand fixed interest	New Zealand	AA-	3.99%
2	Kiwi 2.635% 05/10/2026	New Zealand fixed interest	New Zealand	A+	3.46%
3	Kiwibank Ltd 2.155% 20/09/2024	New Zealand fixed interest	New Zealand	A+	3.32%
4	ASB Bank Ltd 040526 1.646 Cb	New Zealand fixed interest	New Zealand	AA-	3.08%
5	Housing NZ 3.42% 18/10/2028	New Zealand fixed interest	New Zealand	AAA	3.04%
6	Westpac New Zealand Ltd 160227 3.696 Cb	New Zealand fixed interest	New Zealand	AA-	3.02%
7	ASB Bank Ltd 210627 5.524 Cb	New Zealand fixed interest	New Zealand	AA-	2.79%
8	Westpac New Zealand Ltd 160932 6.19 Cb	New Zealand fixed interest	New Zealand	AA-	2.65%
9	Insurance Australia Group Ltd 150628 5.32 Cb	New Zealand fixed interest	Australia	BBB	2.63%
10	ASB Bank Ltd 1.83% 08/19/2024	New Zealand fixed interest	New Zealand	AA-	2.61%

The total value of the top 10 investments makes up 30.59% of the net asset value of the fund.

Key personnel

	Name	Current position	Time in current position	Previous or other current position	Time in previous or other current position
1	Fergus McDonald	Head of Bonds and Currency	22 years and 3 months	NZ Fixed Interest Portfolio Manager - Nikko Asset Management New Zealand Limited	10 years and 5 months
2	Ian Bellew	Fixed Income Manager	10 years and 9 months	Cash Portfolio Manager - Nikko Asset Management New Zealand Limited	4 years and 10 months
3	Matthew Johnson	Fixed Income Manager	4 years and 0 months	Senior Strategy Analyst – The Comfort Group	2 years and 6 months
4	George Carter	Managing Director	6 years and 11 months	Director, Head of Distribution, AMP Capital Investors NZ Limited	6 years and 4 months

Further information

You can also obtain this information, the PDS for the Nikko AM NZ Cash and Fixed Interest Funds, and some additional information from the offer register at <https://disclose-register.companiesoffice.govt.nz/>.

Notes

¹ The bar chart shows fund returns after the deduction of fees and taxes, however, the market index returns are shown before any fees or taxes are deducted.

² For the purpose of this example, the start of the year is 1 October 2021.

³ All investments in this fund update are described in New Zealand dollars.