


Nikko AM NZ Investment Scheme

NIKKO AM GLOBAL EQUITY HEDGED FUND

Fund Update



What is the purpose of this update?

This document tells you how the Nikko AM Global Equity Hedged Fund has performed and what fees were charged. The document will help you to compare the fund with other funds. Nikko AM NZ prepared this update in accordance with the Financial Markets Conduct Act 2013. This information is not audited and may be updated.

Description of this fund

The fund aims to outperform the MSCI All Countries World Index (net dividends reinvested), hedged 139% to the New Zealand Dollar by 3.0% p.a. over a rolling three year period before fees, expenses and taxes. This fund aims to provide investors with long term growth from an actively managed investment portfolio selected from global equity markets with currency exposure created as a consequence of global equity investment hedged 139% to the New Zealand Dollar.

Total value of the fund	\$17,676,914
The date the fund started	14 January 2013

What are the risks of investing?

Risk indicator for Nikko AM Global Equity Hedged Fund:



The risk indicator is rated from 1 (low) to 7 (high). The rating reflects how much the value of the fund's assets goes up and down. A higher risk generally means higher potential returns over time, but more ups and downs along the way.

To help you clarify your own attitude to risk, you can seek financial advice or work out your risk profile at www.sorted.org.nz/tools/investor-kickstarter.

Note that even the lowest category does not mean a risk-free investment, and there are other risks that are not captured by this rating.

This risk indicator is not a guarantee of a fund's future performance. The risk indicator is based on the returns data for the five year period to 31 December 2022. While risk indicators are usually relatively stable, they do shift from time to time. The risk indicator will continue to be updated in future fund updates. See the product disclosure statement (PDS) for more information about the risks associated with investing in this fund.

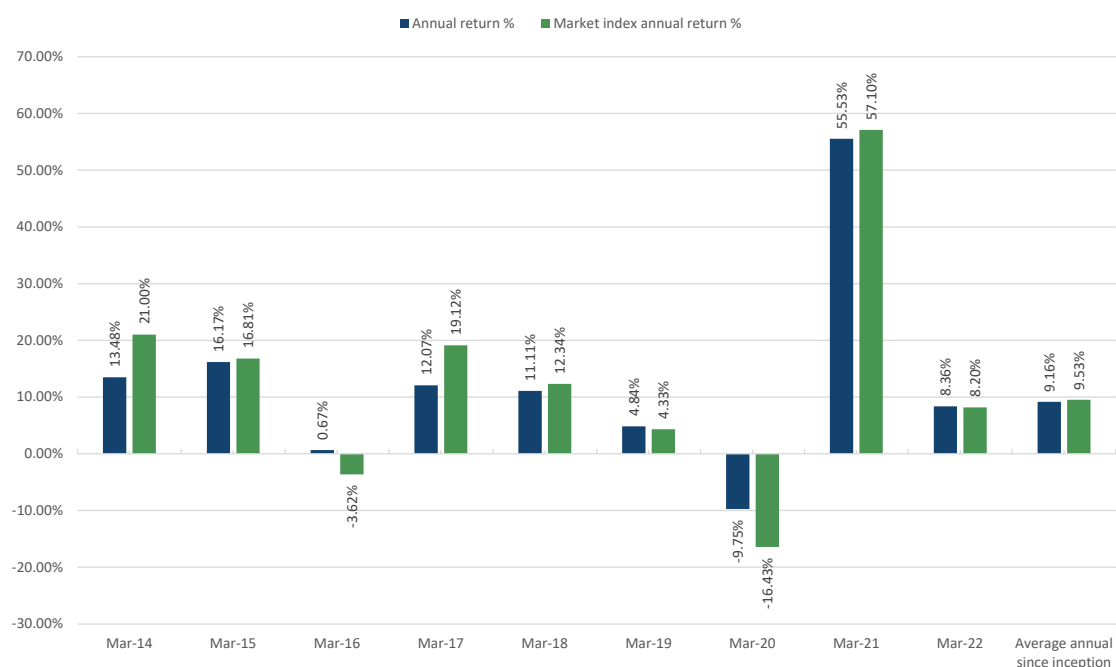
How has the fund performed?

	Average over past 5 years	Past year
Annual return <i>(after deductions for charges and tax)</i>	5.84%	-18.19%
Annual return <i>(after deductions for charges but before tax)</i>	5.47%	-19.70%
Market index annual return <i>(reflects no deduction for charges and tax)</i>	3.98%	-20.18%

The market index on which the annual return is based is the MSCI All Countries World Index (net dividends reinvested), gross hedged 139% to New Zealand Dollar.

Additional information about the market index is available on the offer register at <https://disclose-register.companiesoffice.govt.nz/>.

Annual return graph¹



This shows the return after fund charges and tax for each year ending 31 March since the fund started. The last bar shows the average annual return since the fund started, up to 31 December 2022.

Important: This does not tell you how the fund will perform in the future.

Returns in this update are after tax at the highest prescribed investor rate (PIR) of tax for an individual New Zealand resident. Your tax may be lower.

What fees are investors charged?

Investors in the Nikko AM Global Equity Hedged Fund are charged fund charges. In the year to 31 March 2022, these were (inclusive of GST where applicable):

	% of net asset value
Total fund charges	1.42%
Which are made up of:	
Total management and administration charges	1.42%
Including:	
Manager’s basic fee	1.42%
Other management and administration charges	0.00%
Total performance-based fees	0.00%

Investors may also be charged individual action fees for specific actions or decisions (for example, for withdrawing from or switching funds). See the Nikko AM Global Equity Funds PDS for more information about those fees.

Example of how this applies to an investor

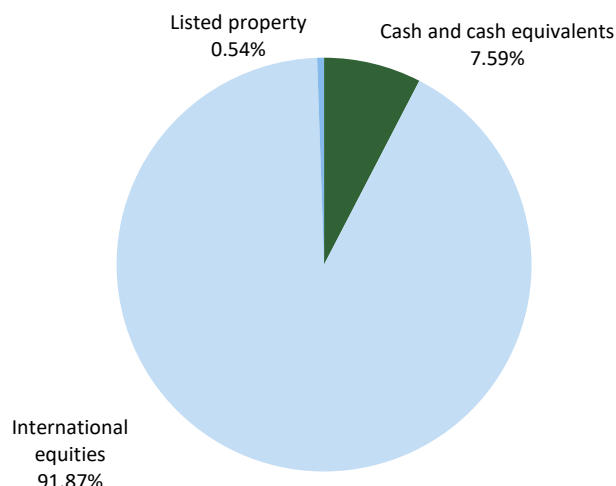
Small differences in fees and charges can have a big impact on your investment over the long term.

Simon had \$10,000 in the fund at the start of the year and did not make any further contributions. At the end of the year, Simon incurred a loss after fund charges were deducted of \$1,970 (that is -19.70% of his initial \$10,000). Simon also paid no other charges. This gives Simon a total loss after tax of \$1,819 for the year.²

What does the fund invest in?

This shows the types of assets that the fund invests in.

Actual investment mix



Target investment mix³

International equities	100%
------------------------	------

Top 10 investments

	Name	Type	Country	Credit rating (if debt securities)	Percentage of fund's net asset value
1	Microsoft Corp	International equities	United States	n/a	4.97%
2	Westpac 11am Call Account	Cash and cash equivalents	New Zealand	AA-	3.40%
3	Amazon Com Inc	International equities	United States	n/a	2.97%
4	Unitedhealth Group Inc	International equities	United States	n/a	2.92%
5	NZD BNP Paribas A/C	Cash and cash equivalents	New Zealand	A+	2.88%
6	Visa Inc - A	International equities	United States	n/a	2.64%
7	Progressive Corp	International equities	United States	n/a	2.57%
8	Reliance Steel & Aluminum Co	International equities	United States	n/a	2.28%
9	Steel Dynamics Inc	International equities	United States	n/a	2.17%
10	Old Dominion Freight Line Inc	International equities	United States	n/a	2.07%

The total value of the top 10 investments makes up 28.87% of the net asset value of the fund.

Currency hedging is material to the fund. As at 31 December 2022, the value of all hedges totalled -1.94% of the fund's net asset value.

Any foreign currency exposure is gross hedged at 139% to NZD. The permitted operational hedging range is 134% to 144%.

The Nikko AM Wholesale Global Equity Hedged Fund, which this fund invests in, enters into foreign currency exchange contracts to mitigate currency risk. It is not possible to fully mitigate all currency risks, and therefore the currency hedging in place may not fully replicate the currency exposure of your investments. In addition, changes in the value of currency hedges will result in exposure to global equities being less than or greater than the value of fund.

Key personnel

	Name	Current position	Time in current position	Previous or other current position	Time in previous or other current position
1	George Carter	Managing Director and Member of Investment Committee	7 years and 2 months	Director, Head of Distribution, AMP Capital Investors NZ Limited	6 years and 4 months
2	Fergus McDonald	Head of Bonds and Currency and Member of Investment Committee	22 years and 6 months	NZ Fixed Interest Portfolio Manager - Nikko Asset Management New Zealand Limited	10 years and 5 months
3	Stuart Williams	Head of Equities and Member of Investment Committee	8 years and 5 months	Portfolio Manager – OnePath (NZ) Limited	1 year and 7 months
4	James Wesley	Head of Distribution and Member of Investment Committee	9 years and 1 month	Head of Australia, Wholesale – Threadneedle Investments	3 years and 0 months
5	James Rogers	Chief Operating Officer and Member of Investment Committee	5 years and 9 months	Senior Project Manager – Nikko Asset Management New Zealand Limited	0 years and 5 months

Further information

You can also obtain this information, the PDS for the Nikko AM Global Equity Funds, and some additional information from the offer register at <https://disclose-register.companiesoffice.govt.nz/>.

Notes

¹ The bar chart shows fund returns after the deduction of fees and taxes, however, the market index returns are shown before any fees or taxes are deducted.

² For the purpose of this example, the start of the year is 1 January 2022.

³ All investments in this fund update are described in New Zealand dollars.